

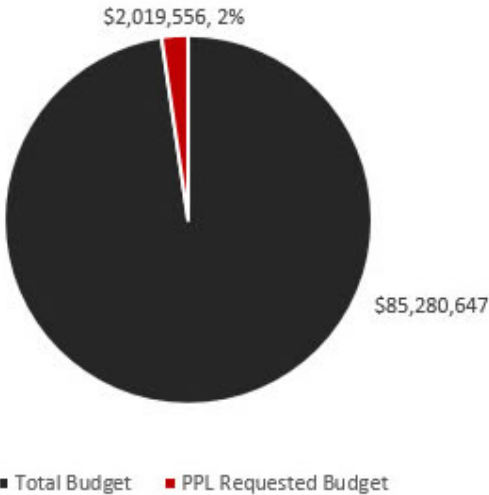
Impact of Introduced vs. Requested Budget

Total requested budget
\$2,019,566
(2019)

City Recommended Budget
\$1,939,617
(funded at 2018 levels)

Budget Reduction
-\$79,949
(-4% of requested budget)

Percentage of City Budget that the Library Budget Represents



The 2019 City Budget includes a \$1,410,568 (+2%) increase over the approved 2018 budget.

Percentage of Core Items/Services paid for by City Funds

Books

0%

all print materials*



DVDs/CDs

0%

all audiovisual materials*



Programs

0%

all programming (adults & children)*



Digital

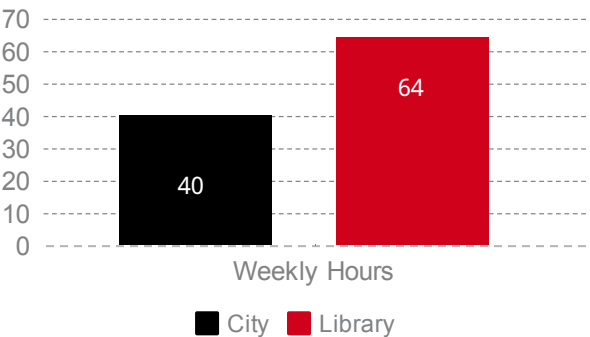
0%

ebooks, eAudio, digital magazines*




*paid for with Library restricted funds and miscellaneous revenue

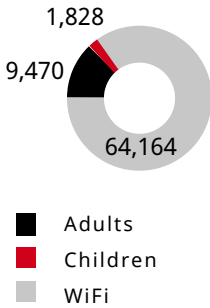
Public Service Hours per Week



Library Visitors



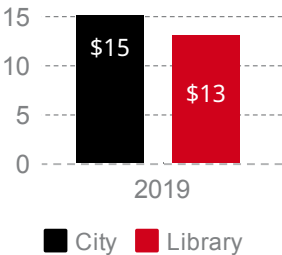
Computer Usage



Computers are available to cardholders and guests.

The WiFi is open to all users with no passwords.

Minimum Wage



The Library's minimum wage is currently \$2 BELOW the minimum wage for other city employees.



What do we lose with this reduction to the requested budget?

Staff hours
-20/wk
Public Computer help

Emergency Repair Funds
-\$27,000

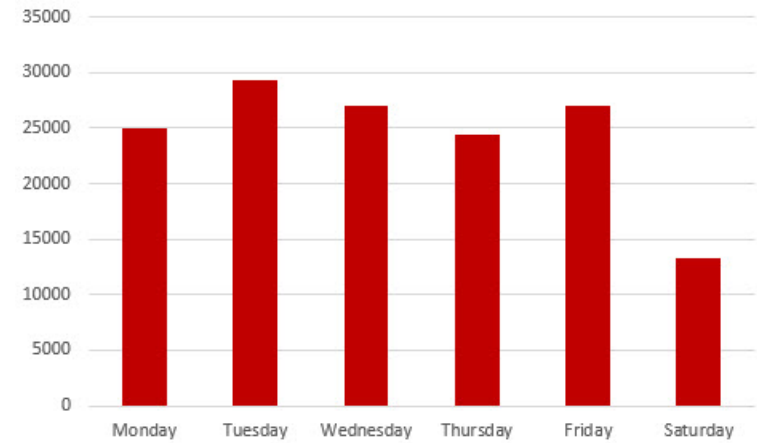
Services & Access
-\$18,000

Contracts & Supplies
-\$22,000

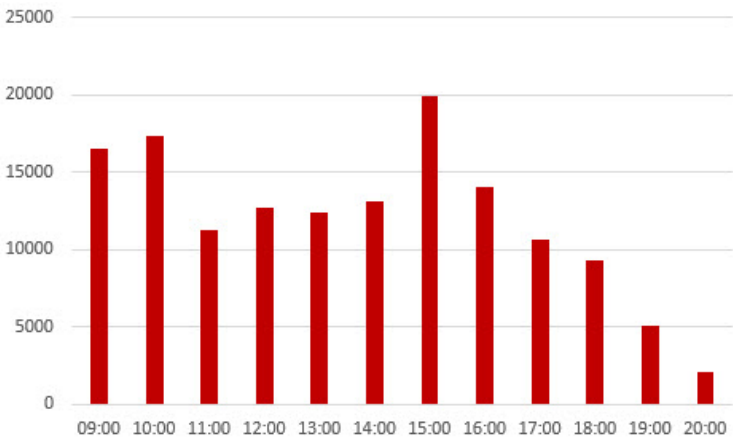
The requested budget includes \$45,000 for a "Bilingual (Spanish) Digital Literacy Trainer" hired to assist with the City Cisco program, mandatory 1.5% raises for the staff, and inflation. These costs are no longer accounted for.

Library Usage by the Numbers

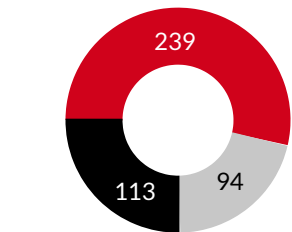
Library Visits by Day of the Week
(2018)



Library Visits by Hour of the Day
(2018)



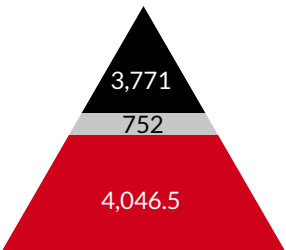
Students Receiving
Literacy Services in 2018



■ Digital Literacy
■ ESL
■ GED

The ESL program currently has a waiting list of 200 students.

Student Hours by
Program (2018)



■ Digital Literacy
■ ESL
■ GED

The Literacy Department has 4 FT staff, 4 PT staff, and approx. 30 volunteers responsible for over 8,500 hours of service.

Literacy Achievements in 2018



35 New Citizens



248 GED Tests Administered



6 students passed the GED
7 testers in-progress having
12 individual sections passed



11 Grade Level Improvements




99 Students completed the UC
Soft Skills Program



15 Voters Registered

Meeting Room Usage by
Outside Groups in 2018



■ Unique Groups (67)
■ Meetings Held (246)

Room Usage in 2018 - a Who's Who



Plainfield Public Library



Non-Profit Organizations



City of Plainfield



Plainfield Schools



Union County



Service Providers



Sororities & Fraternities



Clubs and Groups

The Library frequently has to turn down requests from groups wanting to use the meeting rooms due to lack of availability.